




Shop Safety  
What is wrong with this picture?




Shop Safety - Answer Key  
What is wrong with this picture?


## Shop Safety – Answer Key




- The worker on the left is using a pedestal grinder in proximity to flammable chemicals



- A sign is required for the fire extinguisher



- The arm of the welding extractor is swung far away from the welding bench – this indicates that it is never used
- The arm of the welding extractor is too close to the office door – risk of head injury




- The painter is bearded while trying to use a respirator (also using dust mask instead of a respirator)
- The correct respirator is lying open on the green pump, wrong cartridge in the respirator, ammonia (green), not organic vapor (black)
- The painter is wearing the dust mask incorrectly
- The painter does not have any protective clothing (coveralls or hard hat) like other workers in the picture



- The painter is wearing running shoes (should be wearing boots)



- Solvent cans are lying around



- The female worker is about to ignite a propane torch
- The unlabeled spray bottle is beside the worker



- The electric cable is lying across the equipment

1.	
2.	
3.	
4.	
5.	
6.	
7.	
8.	
9.	
10.	
11.	
12.	
13.	
14.	
15.	
16.	
17.	
18.	